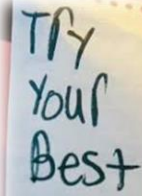



Miss Daquioag's Weekly News

October 18, 2019



TRY
Your
Best

Perseverance:

"I Can Do Hard Things!"

UPCOMING DATES

- **Wednesday, October 23:** Unity Day
(Wear the Color Orange)
- **Friday, October 25:** Spirit Wear:
Storybook Character Day
- **Tuesday, October 29:** Photo Retakes
- **Thursday, October 31:** Scarecrow
Parade at 9:30 a.m. / Fall Celebration

SPIRIT DAY – OCTOBER 25



Next week Friday is our FIRST dress up day! Your child may come dressed up as a storybook character 😊 It would be fun if your child could bring the book with him/her too!

CREEPY CARROTS



A favorite storybook for the Month of October 😊 Your children absolutely enjoyed this book! So, we created our own CREEPY CARROT artwork which will be displayed in our Kindergarten Hallway.

Artwork by: HUDSON & HUNTER



October: CHARACTER TRAIT: *Acceptance*

THANK YOU VOLUNTEERS!

A special shout out to Nora's mom, *April*, and Mason's mom, *Nikki* for engaging us in art class 😊 We had such a fun time learning about primary and secondary colors!


"OWL" YOU NEED IS FRIENDSHIP



SOCIAL STUDIES

This week we read the book *My Mouth Is A Volcano* by Julia Cook.

This book is about a boy who has thoughts that all are very important to him. The problem is he SAYS his thoughts out loud, interrupting his friends, teachers, and family. He learns different strategies to keep himself from interrupting others.



ASK YOUR CHILD: What are the different strategies you can use when you want to share your thoughts when a friend, teacher, or mom/dad is talking?

MATH




Math: We have been learning so much in math!

- Counting objects in a group.
- Writing number 6 with a rhyme to help them remember
- "Roll, Count, and Color" up to 6.
- Self Assessing our own thinking

ASK YOUR CHILD: What are the hidden numbers in 6?

↑ Crosby working on Roll, Count, and Color





Miss Daquioag's Weekly News

October 18, 2019

READING FOCUS:


Matching I:i: We have been working on using our pointer finger to point under each word as we read. This will foster attention to print and support one-to-one matching.

ASK YOUR CHILD: Why is it important to point under each word as you read?

LETTER OF THE WEEK

This week we learned the letter sound /v/. We learned how to spell a word by stretching the word and listening carefully to what sounds we hear.

ASK YOUR CHILD: What object begins with the letter Vv? Have them stretch the word and spell it ☺



WRITING FOCUS


We are having so much fun in writing! We learned that WRITERS don't just say "I'm Done!"...NO WAY! We learned that writers say "When you think you are done, you have just begun!"...we learned how to add more details to our pictures.


ASK YOUR CHILD: What does it mean to add details to your pictures?

LITERACY FOCUS

We are finally in the groove of our Literacy Rotations! We have been working so hard with 2-4 activities each day which include computers (Starfall), iPads (ABC Monster), Word Work Cart (play-dough, magnet tiles, and soup sort), Handwriting/Phonics practice, and learning sight words, syllables, and reading strategies with me. ☺ I am so proud to say that we are working SO hard in literacy!

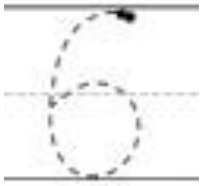
ASK YOUR CHILD: How many syllables are in your name?





NUMBER RHYMES

(Please practice writing these numbers at home)



“Monkey’s tail needs a fix, come on, let’s make a six!”